



Sailing Instructions

Sail Country Regatta 2023

Incorporating:
2023-2024 Flying Dutchman Australian Championship

Saturday November 4 & Sunday November 5, 2023
(And additional session for Flying Dutchman Australian Championship
on Monday November 6, 2023)

Organising Authority: Albury Wodonga Yacht Club Inc. (AWYC)

These Sailing Instructions do not include the Green Fleet of Optis & Minnows – to join in racing on Bravo course with an instructor on a support boat for 2023.

1. RULES

- 1.1 The Regatta will be governed by the rules as defined in *The Racing Rules of Sailing*.
- 1.2 Australian Sailing Special Regulations Part 2 Off the Beach Boats shall apply.

2. NOTICES TO COMPETITORS

- 2.1 Notices to competitors will be posted on the official notice board located in the Albury Wodonga Yacht Club (AWYC) Clubrooms adjacent to the Galley.

3. CHANGES TO SAILING INSTRUCTIONS

- 3.1 Any change to the sailing instructions will be posted at least 90 minutes prior to the first warning signal on the day it will take effect, except that any change to the schedule of races will be posted by 1800 the day before it will take effect.

4. SIGNALS MADE ASHORE

- 4.1 Signals made ashore will be displayed on the official flag pole located in front of the AWYC Clubhouse.
- 4.2 When flag AP is displayed ashore, '1 minute' is replaced with 'not less than 30 minutes' in the race signal AP.

5. SCHEDULE

5.1

Friday, November 3, 2023.	
1100 to Late	On-shore boat and trailer parking as directed.
Saturday, November 4, 2023.	
0800 to 1100	Registration and late entries for Sail Country.
1100	Welcome/Competitor info session then coach/support Info Session
1300	Racing session #1 (warning signal)
Sunday, November 5, 2023.	
0800	Information Session
0900	Racing session #2 (warning signal) No warning signal after 1300.
As soon as possible after racing	Presentations (except for Flying Dutchman class)
Monday, November 6, 2023.	
0900	Racing session #3 for Flying Dutchman c'ship (warning signal) No warning signal after 1300.
As soon as possible after racing	Presentations (Flying Dutchman Class)

5.2 Maximum number of races

A maximum number of 8 races scheduled, except maximum of 12 races for Flying Dutchman Australian Championship, with up to 4 races per session.

- 5.3 To alert boats that a sequence of races will begin soon, an orange flag will be displayed with one sound signal for at least four minutes before a warning signal is displayed.

6. FLAGS FOR WARNING SIGNALS.

Division	Divisional Flag	Course
Mixed-A (Yardstick <= 108) & Waszp	Naval Numeral 1 (Yellow horizontal stripe on Red)	Alpha
Mixed-B (Yardstick > 108)	Naval Numeral 2 (Red horizontal stripe on Yellow)	Alpha
Optimist – Intermediate (red ribbon) & Minnow (Open)	Optimist Class Flag (Red) & Minnow Class Flag (Black on Blue)	Bravo
Minnow – Novice (red ribbon) & Optimist – Green (green ribbon)	Minnow Class Flag (Black on Gold) & Optimist Class Flag (White on Green)	Bravo
Optimist – Open	Optimist Class Flag (White)	Bravo
O'Pen Skiff & Mirrors	O'Pen Skiff (White on Pink)	Bravo
Flying Dutchman	Code Flag F (Red tilted square on White)	Charlie
Tasar	Tasar Class Flag	Charlie

7. RACING AREAS

7.1 The location of the racing areas are shown in attachment A.

8. THE COURSES

8.1 Course diagrams with Windward-Leeward course for Alpha & Bravo; Trapezoid course for Bravo; and Charlie courses on Attachment B pages 1, 2 & 3 respectively.

9. MARKS for courses

9.1 Marks for Windward-Leeward course on Alpha courses

Course	Mark 1	Mark 2s	Mark 2p	Port End Starting Mark	Leeward Finishing Mark
Alpha	Yellow Cylinder	Orange Cone*	Orange Cone*	Green	Black & White Chequered

9.2 Marks for Trapezoid course on Bravo courses (Display course board 1)

Course	Mark 1	Mark 2	Mark 3s	Mark 3p	Mark 4s	Mark 4p	Port End Starting Mark	Leeward Finishing Mark
Bravo	Yellow Cylinder	Orange Cone	Orange Sphere*	Yellow Cylinder*	Orange Sphere*	Orange Sphere*	Green	Black & White Chequered

9.3 Marks for Windward-Leeward course on Bravo courses (Display course board 2)

Course	Mark 1	Mark 2s	Mark 2p	Port End Starting Mark	Leeward Finishing Mark
Bravo	Yellow Cylinder	Orange Sphere*	Orange Sphere*	Green	Black & White Chequered

9.4 Marks for Charlie course.

Course	Windward (Mark 1)	Wing 2W45 (FD)	Wing 2W60 (Tasar)	Starboard Gate (Mark 3s)	Port Gate (Mark 3p)	Port End Starting Mark	Leeward Finishing Mark
Charlie	Yellow Cone	Yellow Cone	Yellow Cylinder	Orange Sphere*	Yellow Cone*	Green	Black & White Chequered

* If one gate mark is missing, boats are to leave the remaining gate mark to port.

10. IDENTIFICATION

10.1 Each Optimist-Green is to have a green coloured ribbon; each Optimist-Intermediate boat is to have a red coloured ribbon attached to its sail to distinguish it from Optimist-Open boats; and each Minnow-Novice boat is to have a red coloured ribbon attached to its sail to distinguish it from Minnow-Open boats.

11. THE START

11.1 Races will be started using the following signals.

Meaning	Visual	Motion	Sound	Time
Warning Signal	Divisional flag	Displayed	One	-3 min
Preparatory Signal	International code flag*	Displayed	One	-2 min
One Minute Signal	International code flag*	Lowered	One	-1 min
Starting Signal	Divisional flag	Lowered	One	0

**Note: P, U or Black at the discretion of the Race Officer*

The warning signal for each succeeding division shall be made with or after the starting signal of the preceding division.

11.2 The starting line will be between a staff displaying an orange flag on the committee starting vessel at the starboard end and the course side of the port-end starting mark.

11.3 Boats whose warning signal has not been made shall avoid the starting area during the starting sequence for other races.

11.4 A boat starting later than 3 minutes after her starting signal will be scored DNS without a hearing. This changes rule A4 and A5.

12. CHANGE OF THE COURSE

12.1 There will be no change of course with respect to position of marks or distance between marks. This does not preclude the possibility of a shortened course as per Rule 32.1.

13. THE FINISH

13.1 The finish line will be between a staff displaying a blue flag on the committee finishing vessel and the course side of the finishing mark.

14. TIME LIMITS AND TARGET TIMES

14.1 Time Limits and Target times

- a. The target time for the first boat to complete the course will be **35-50** minutes. Failure to meet the target time will not be grounds for redress. This changes rule 62.1(a).
- b. The time limit for the first boat to sail the course will be **90** minutes.
- c. Boats failing to finish within **20** minutes (except 30 minutes for Mixed-A) after the first boat sails the course and finishes may be scored Did Not Finish (DNF) without a hearing. This changes rules 35, A4 and A5
- d. Boats deemed still racing by the Race Committee but failing to finish within time stated in the Finish Window after the first boat sails the course and finishes may be scored an Allocated Place. This changes RRS 35, A4 and A5.

15. PROTESTS, ARBITRATION AND REQUESTS FOR REDRESS

- 15.1 Protest forms are available at the Protest Room, located near western steps, behind the registration area. Protests and requests for redress or reopening shall be delivered there within the appropriate time limit.
- 15.2 The protest time limit is 60 minutes after the last boat of all divisions has finished the last race of the day or the Race Committee signals no more racing today, whichever is later. The Judge or Principal Race Officer (PRO) will post the time on the official noticeboard.
- 15.3 Notices will be posted no later than 30 minutes after the protest time limit to inform competitors of hearings in which they are parties or named as witnesses. Hearings will be held in the protest room, beginning at the time posted.
- 15.4 Notices of protests by the Race Committee or Protest Committee will be posted to inform boats under rule 61.1(b).
- 15.5 Arbitration will be used in accordance with RRS Appendix "T". The Arbitrator may be a member of any subsequent Jury.
- 15.6 Requests to reopen a hearing shall be in writing and lodged at the Race Office and shall include the grounds for the request. This amends rule 66.

16. SCORING

- 16.1 One race is required to be completed to constitute a series, except that three races are required to be completed to constitute a series for the Flying Dutchman Australian Championship.
 - a) When fewer than four races have been completed, a boat's series score will be the total of her race scores.
 - b) When four or more races have been completed, a boat's series score will be the total of her race scores excluding her worst score.
 - c) For Flying Dutchman class, when more than 8 races have been completed, a boat's series score will be the total of her race scores excluding her worst two scores.
- 16.2 Results will be posted on the windows at the NE corner of the clubhouse.

17. SAFETY REGULATIONS

- 17.1 Sign On and Sign Off: All boats must “sign on” before leaving the shore and “sign off” as soon as practicable after returning to shore at the completion of the session’s racing.
- 17.2 The Sign On period for each Division will close at the scheduled warning signal time of the first race for that session on that day. Competitors who wish to sign on for subsequent races in that session must advise the Race Office.
- 17.3 The Sign Off period for each Division will close 60 minutes after the last boat has completed the last race of the session or the Race Committee signals no more racing today, whichever is later.
- 17.4 To Sign On and Sign Off each skipper shall complete and sign the declaration sheet located in the Clubhouse.
- 17.5 A boat that retires from a race shall notify the Race Committee as soon as possible and indicate this on the sign-on/off sheet when signing off.
- 17.6 STANDARD PENALTIES RELATED TO SAFTEY REGULATIONS

17.6.1	Failure to wear PFD	Two point scoring penalty in each race sailed non-compliant
17.6.2	Failure to sign on	Two point scoring penalty in her first race of the day
17.6.3	Failure to sign off	Two point scoring penalty in her last race of the day

18. REPLACEMENT OF CREW OR EQUIPMENT

- 18.1 Substitution of competitors will not be allowed without prior written approval of the Race Committee.
- 18.2 Substitution of damaged or lost equipment will not be allowed unless authorised by the Race Committee. Requests for substitution shall be made to the committee at the first reasonable opportunity.

19. EQUIPMENT AND MEASUREMENT CHECKS

- 19.1 A boat or equipment may be inspected at any time for compliance with the class rules and sailing instructions. On the water, a boat can be instructed by a Race Committee equipment inspector or measurer to proceed immediately to a designated area for inspection.

20. OFFICIAL BOATS

- 20.1 All official course/rescue powerboats will be marked with a yellow flag.
- 20.2 The Media boat will be marked with a lime green flag with a pink stripe. The media boat(s) shall be allowed on the race course during racing.

21. Launch/Retrieval and Trolleys

21.1 A team of volunteers will assist with the launching and retrieval of boats.

21.2 Shared Trolleys – Optimists and Lasers

21.2.1 For efficiency of the launch/retrieval process, competitors in Optimists and Lasers are requested to accept any trolley suited to their boat-type.

21.2.2 Hence, the onus is on each Optimist competitor and Laser competitor to provide a trolley of a good standard (i.e. adequate size of wheels for ease of use and nothing that will cause damage under normal circumstances).

21.3 To assist competitors in recovering their own trolleys at the end of racing, all competitors are to attach the numbered coloured tags issued at registration.

22. RADIO COMMUNICATION

22.1 Except in an emergency, a boat that is racing shall not make voice or data transmissions and shall not receive voice or data communication that is not available to all boats.

23. PRIZES

23.1 Sail Country Prizes will be given for up to three placings for each class with a separate start.

23.2 Sail Country Prizes will be given for overall Mixed Classes divisions' results. And at least first place for a class with at least three boats in a mixed division and none of this class has received a prize for the division results.

23.3 Other Sail Country prizes may be awarded at the discretion of the organising authority.

23.4 The Flying Dutchman Association may award additional prizes associated with the Flying Dutchman Australian Championship.

24. RIGHTS TO USE NAME AND LIKENESS

24.1 By participating in an event competitors automatically grants to the Organising Authority and the sponsors of the event the right in perpetuity to make, use and show, from time to time and at their discretion, any motion picture, still picture or live feed of him/her during the period of the competition without compensation.

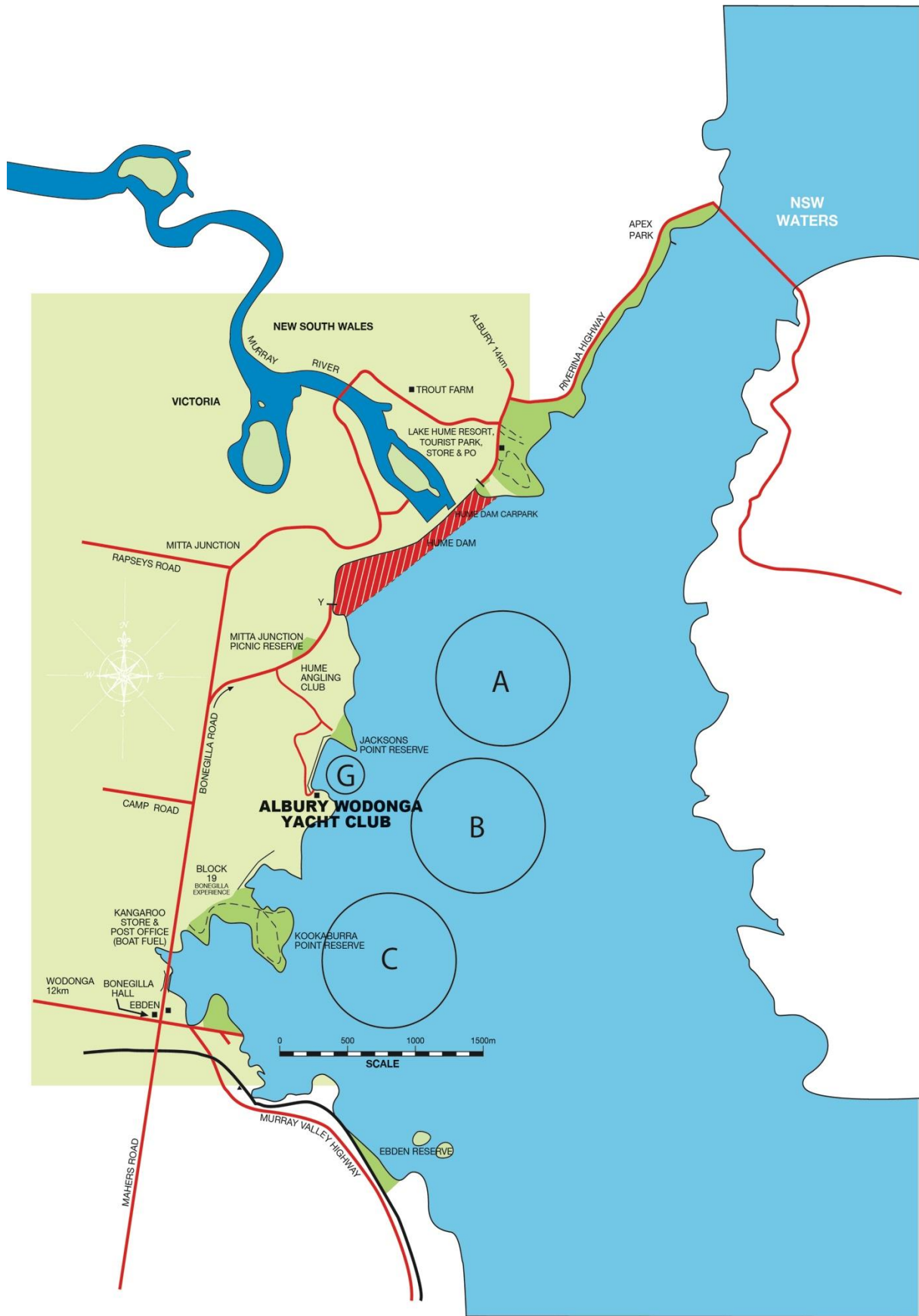
25. DISCLAIMER OF LIABILITY

25.1 Competitors participate in the regatta entirely at their own risk. See rule 4, Decision to Race. The organising authority will not accept any liability for material damage or personal injury or death sustained in conjunction with or prior to, during, or after the regatta.

26. INSURANCE

26.1 Each participating boat shall be insured with valid third-party liability insurance with a minimum cover of \$5,000,000AUD (recommended \$10,000,000) per event or the equivalent. Competitors may be required to produce evidence of such insurance and any competitor not holding this cover shall withdraw their entry.

Attachment A – Racing Areas



Attachment B (page 1) – Windward-Leeward Course for Alpha and Bravo Course 2, not to scale

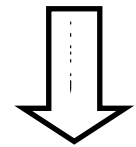
Alpha: Mixed-A (YS<=108) & Waszp:
Start - 1 - 2s/p - 1 - 2s/p - 1 - 2s/p - 1 - 2p - Finish



Alpha Mixed-B (YS>108)
Start - 1 - 2s/p - 1 - 2s/p - 1 - 2p - Finish

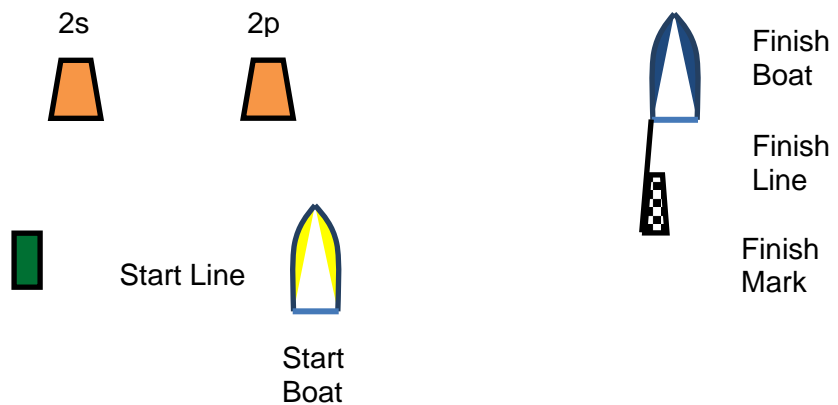
Bravo-2: Optimists-Int & Minnows-Open:
Start - 1 - 2s/p - 1 - Finish

Bravo-2: Minnows-Novice & Opti-Green: Start - 1 - Finish

Bravo-2: Optimists-Open, O'Pen Skiff & Mirror
Start - 1 - 4s/p - 1 - Finish



For Alpha, marks 2s and 2p are Orange Cones , as shown.
 For Bravo, marks 2s and 2p will be orange spheres 



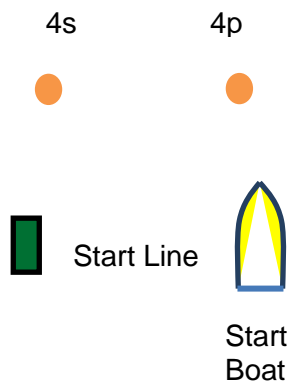
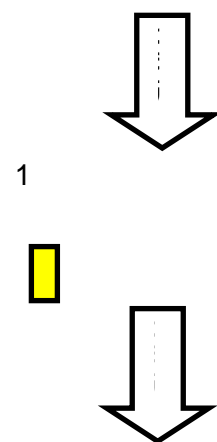
Attachment B (page 2) – Trapezoid Course for Bravo Course 1, not to scale

(60°, 120° interior angles, equal beats; Reach length (1-2) = beat length (4s/p-1 and 3s/p-2))

Bravo-1 Outer: Optimists-Int & Minnows-Open:
Start - 1 - 2 - 3s/p - 2 - 3p - Finish

Bravo-1 Outer: Minnows-Novice & Opti-Green: Start - 1 - 2 - 3p - Finish

Bravo-1 Inner: Optimists-Open, O'Pen Skiff & Mirror
Start - 1 - 4s/p - 1 - 2 - 3p - Finish



Attachment B (page 3) - Charlie course diagram, not to scale.

W45: Wing mark such that interior angles are 45°, 90° and 45°

W60: Wing mark such that interior angles are all 60°.

Flying Dutchman:

Start-1-2W45-3p-1-3s/p-1-2W45-3p-1-3p-Finish

Tasar:

Start-1-2W60-3p-1-3s/p-1-2W60-3p-Finish

1



2W60



2W45



3s



3p



Start Line



Start Boat



Finish Boat

Finish Line



Finish Mark